




CHUCK E. & FRIENDS EGG HOLDERS



Print out egg holders. Cut along dotted lines. Join the ends by inserting the top slit into the bottom slit, or secure with tape. Place a plastic or hardboiled egg into each holder. If using dyed eggs make sure they are dry before placing into holders.

CHUCK E. & FRIENDS EGG HOLDERS



Print out egg holders. Cut along dotted lines. Join the ends by inserting the top slit into the bottom slit, or secure with tape. Place a plastic or hardboiled egg into each holder. If using dyed eggs make sure they are dry before placing into holders.